



LED PLANT GROWTH CHAMBERS

CARON®



7310-22, 50, 75 / 7311-22, 50, 75 / 7312-22, 50, 75
7314-22, 50, 75 / 7315-22 / 7317-22, 50, 75

NOW NATURE HAS COMPETITION

Vary both light wavelengths and intensity, for total experimental control. Caron's new gBrite™ LED technology helps you model the natural world better than ever before.



Traditional plant growth lighting has been defined by the fixed light quality available from fluorescent bulbs, limiting researchers' ability to accurately model seasonal or experimental growth conditions. Caron's new 7310 Series Chambers provide the best of both worlds.

**Optional viewing window shown.*

Caron's new 7310 Series Chambers provide a cool efficient light source for general experiments, and selectable spectra for maximum experimental control.

FACILITY FRIENDLY

Keeping costs low even when light levels are high.

- No bulbs to replace; commercial-grade LED's have lifespan of over 73,000 hours.
- Durable all stainless steel interior resists corrosion, for long unit life.
- Wide range of chamber volumes, from 22 to 75 cubic feet, and number of shelves, from 1 to 12.
- Heavy on performance, but light on energy usage, gROD Refrigeration On Demand only turns on when needed.



POWERFUL LIGHTING

Superior everyday performance meets unique experimental flexibility.

- Light spectra and intensity variable by shelf and over time.
- Choice of standard full-range white or optional 4-color LED elements.
- Cool gBrite LED lights reduce heat stress on plants.
- Unlike fluorescents, LED light output unaffected by operating temperature.
- Max output High Intensity and Seedling chambers ideal for light-intensive plants such as Cannabis and Corn
- Economical LED consumes half the power per watt of output as conventional fluorescent bulbs, reducing long-term cost of ownership.



EASY TO MAINTAIN & USE

Because a light chamber shouldn't be a heavy user burden.

- Optional full-length 6" X 36" (15 X 91cm) viewing window; check on plant status without disturbing their growth.
- Intuitive touchscreen controls make even complex environmental modeling simple, with optional 50 step, 5 program ramp and soak.
- Snap-out interior removable within three minutes for quick and easy cleaning.


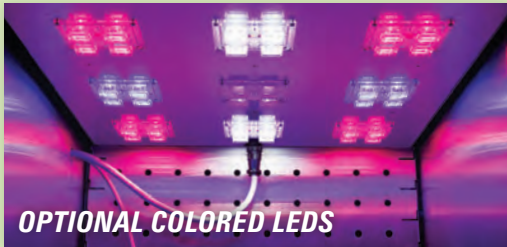
MORE SIZES TO FIT YOUR FACILITY

Whether you need a compact single-door unit for small quantities of plants, or a large triple-door chamber for full-scale growth studies, Caron has capacity options to fit into your floor space and application volume requirements.




MORE OPTIONS TO FIT YOUR APPLICATION

Custom-mix lighting colors, including white, blue, red, far-red and full-range shelves. Add in a humidity control system, or digital or analog outputs to monitor conditions remotely.



NATURAL CONDITIONS COOL LIGHT



Cool White Standard LEDs

- Full-spectrum white lighting
- Low heat emission
- Dimmable from 100% to 15%
- Superior light uniformity
- Available in high-intensity, general-purpose, and tissue-culture configurations



Flexible Colored LEDs

- Four colors: white, blue, red, and far-red
- Replace white LED shelves with colored emitters
- Light levels independently settable by color and shelf*



Easy Parameter Programming

- Big bright 7" color display
- Intuitive touchscreen interface with breadcrumb navigation
- Even complex light cycle programming is easy, no manual or expert assistance required



Low Cost of Ownership

- 73,000 hour LED emitters cut out bulb replacement costs
- LED consumes less than half the power of fluorescent
- gROD Refrigeration On Demand only on when needed
- Plugs into a single standard wall outlet

**Not available on all models.*

TIER CONFIGURATIONS

Caron's type 304 stainless steel 22, 50 and 75 cubic foot chambers are available in multiple tier configurations.



7310
General



7311
General



7312
General



7314
Seedling



7315
Tissue Culture



7317
High Intensity

LIGHTING & SHELVING

Model	7310			7311		
	22	50	75	22	50	75
Light Intensity	600 $\mu\text{moles}/\text{m}^2/\text{s}$					
Number of Tiers	1 Tier			2 Tiers		
Growth Height	50.3"			22.3" / 24.3"		
Light Modules per Shelf	9			9		
Shelves Total	1	2	3	2	4	6
Shelf Area Total	4 ft ²	8 ft ²	12 ft ²	8 ft ²	16 ft ²	24 ft ²
Shelf Dimensions	21.6"W x 26.5"D (55cm x 67cm)					
Model	7312			7314		
	22	50	75	22	50	75
Light Intensity	600 $\mu\text{moles}/\text{m}^2/\text{s}$			300 $\mu\text{moles}/\text{m}^2/\text{s}$		
Number of Tiers	3 Tiers			4 Tiers		
Growth Height	14.3"			8.3" / 10.3"		
Light Modules per Shelf	9			4		
Shelves Total	3	6	9	4	8	12
Shelf Area Total	12 ft ²	24 ft ²	36 ft ²	16 ft ²	32 ft ²	48 ft ²
Shelf Dimensions	21.6"W x 26.5"D (55cm x 67cm)					
Model	7315		7317			
	22		22	50	75	
Light Intensity	150 $\mu\text{moles}/\text{m}^2/\text{s}$		1500 $\mu\text{moles}/\text{m}^2/\text{s}$			
Number of Tiers	6 Tiers		1 Tiers			
Growth Height	4.3"		50.3"			
Light Modules per Shelf	2		24			
Shelves Total	6		1	2	3	
Shelf Area Total	24 ft ²		4 ft ²	8 ft ²	12 ft ²	
Shelf Dimensions	21.6"W x 26.5"D (55cm x 67cm)					

SPECIFICATIONS

DIMENSIONS & WEIGHTS

Model Size	7310 / 7311 / 7312 / 7314 / 7315 / 7317
Interior Dimensions	22.5" W x 28.5" D x 57.8" H (57cm x 72cm x 146cm)
Exterior Dimensions	30" W x 35.1" D* x 81.5" H (76cm x 89cm x 207cm)
Shipping Weight	625 Lbs. (775 Lbs. with export shipping crate)
Model Size	7310 / 7311 / 7312 / 7314 / 7317
Interior Dimensions	51" W x 28.5" D x 59" H (130cm x 72cm x 150cm)
Exterior Dimensions	57" W x 35.1" D* x 81.5" H (145cm x 89cm x 207cm)
Shipping Weight	950 Lbs. (1,250 Lbs. with export shipping crate)
Model Size	7310 / 7311 / 7312 / 7314 / 7317
Interior Dimensions	79.5" W x 28.5" D x 59" H (202cm x 72cm x 150cm)
Exterior Dimensions	85.5" W x 35.1" D* x 81.5" H (217cm x 89cm x 207cm)
Shipping Weight	1,350 Lbs. (1,850 Lbs. with export shipping crate)

*Add 2.75" for handle. Fits through a 33.5" standard door opening with door assembly and front panel removed.

TEMPERATURE

Model	7310 / 7311 / 7312 / 7314 / 7315 / 7317
Lights On	15°C to 45°C Temp Range
Lights Off	10°C to 45°C Temp Range
Sensor / Control	3-wire RTD / $\pm 0.2^\circ\text{C}$

ELECTRICAL

Model Size	7310 / 7311 / 7312 / 7314 / 7315 / 7317
Size	22-1 22-2 22-3
Voltage	115V 208 / 230V 230V
Frequency	60Hz 60Hz 50Hz
Current	12A 8A 8A
Model Size	7310 / 7311 / 7312 / 7314 / 7317
Size	50-2 75-2 50-3 75-3
Voltage	208 / 230V 230V
Frequency	60Hz 50Hz
Current	12A

ACCESSORIES

FACTORY INSTALLATION

Part No.	Description
CO2C302	CO ₂ Control / Ambient to 20%
DLOG301	USB Data Logger
DOOR315	Door With Chamber Viewing Window <i>(For 22cu.ft. Models)</i>
DOOR316	Doors With Chamber Viewing Window <i>(For 50cu.ft. Models)</i>
DOOR317	Doors With Chamber Viewing Window <i>(For 75cu.ft. Models)</i>
HUMD313	Humidity Control / Ambient to 85%RH / Actively Humidifies with gVapor / Dehumidifies with Refrigeration <i>(For 7310 50ft³ Series)</i>
HUMD314	Humidity Control / Ambient to 85%RH / Actively Humidifies with gVapor / Dehumidifies with Refrigeration <i>(For 7310 75ft³ Series)</i>
HUMD316	Humidity Control / Ambient to 85%RH / Actively Humidifies with gVapor / Dehumidifies with Refrigeration <i>(For 7310 22ft³ Series)</i>
LGHT329	Replace All Lights / Single Shelf / Combination of White/Blue/Red Far-Red LED Lighting / Ratio for Each Color 2:2:4:1 Respectively <i>(For Models 7310, 7311, & 7312)</i>
LGHT330	Replace All White Lights / Single Shelf / Combination of White Blue/Red/Far-Red LED Lighting / Ratio for Each Color 8:4:11:1 Respectively <i>(For Models 7317)</i>
LGHT331	Variable Spectrum Independent Lights / 9 LED Modules / Single Shelf White/Blue/Red/Far-Red <i>(For Model 7310-22 / Requires 1 LGHT329)</i>
LGHT332	Variable Spectrum Independent Lights / 9 LED Modules Each Shelf 2 Shelves / White/Blue/Red/Far-Red <i>(For Models 7310-50 & 7311-22 Requires 2 LGHT329)</i>

ACCESSORIES

FACTORY INSTALLATION

Part No.	Description
LGHT333	Variable Spectrum Independent Lights / 9 LED Modules Each Shelf 3 Shelves / White/Blue/Red/Far-Red (For Models 7310-75 & 7312-22 Requires 3 LGHT329)
LGHT334	Variable Spectrum Independent Lights / 9 LED Modules Each Shelf 4 Shelves / White/Blue/Red/Far-Red (For Model 7311-50 / Requires 4 LGHT329)
LGHT335	Variable Spectrum Independent Lights / 9 LED Modules Each Shelf 6 Shelves / White/Blue/Red/Far-Red (For Models 7312-50 & 7311-75 Requires 6 LGHT329)
LGHT336	Variable Spectrum Independent Lights / 9 LED Modules Each Shelf 9 Shelves / White/Blue/Red/Far-Red (For Model 7312-75 / Requires 9 LGHT329)
LGHT337	Variable Spectrum Independent Lights / 24 LED Modules / Single Shelf White/Blue/Red/Far-Red (For Model 7317-22 / Requires 1 LGHT330)
LGHT338	Variable Spectrum Independent Lights / 24 LED Modules / 2 Shelves White/Blue/Red/Far-Red (For Model 7317-50 / Requires 2 LGHT330)
LGHT339	Variable Spectrum Independent Lights / Control of Four Colors 24 LED Modules / 3 Shelves / White/Blue/Red/Far-Red (For 7317-75 Requires 3 LGHT330)
PORT304	Additional 2" Access Port
RAMP301	Ramp & Soak Controls / Programmable

ON-SITE INSTALLATION

Part No.	Description
ALRM302	Remote Alarm Contact / Provide NO/NC Dry Contacts
OUTP302	Two Universal Analog Outputs / 0-5V or 4-20mA
OUTP303	Three Universal Analog Outputs / 0-5V or 4-20mA
OUTP304	Four Universal Analog Outputs / 0-5V or 4-20mA
OUTP307	Five Universal Analog Outputs / 0-5V or 4-20mA
OUTP308	Six Universal Analog Outputs / 0-5V or 4-20mA
PUMP301	Condensate Drain Pump
RCDR316	6" Door Mounted Chart Recorder / Temperature Only
RCDR317	6" Door Mounted Chart Recorder / Temperature & Humidity

ACCESSORIES

ANALOG OUTPUT

Model Size	22	7310 50	75
OUTP302	Temp/Light	N/A	N/A
OUTP303	Temp/Light RH or CO ₂	Temp/Lights	N/A
OUTP304	Temp/Light RH/CO ₂	Temp/Lights RH or CO ₂	Temp/Lights
OUTP307	N/A	Temp/Lights RH/CO ₂	Temp/Lights RH or CO ₂
OUTP308	N/A	N/A	Temp/Lights RH/CO ₂

Model Size	22	7311 50	75
OUTP302	N/A	N/A	N/A
OUTP303	Temp/Lights	Temp/Lights	N/A
OUTP304	Temp/Lights RH or CO ₂	Temp/Lights RH or CO ₂	Temp/Lights
OUTP307	Temp/Lights RH/CO ₂	Temp/Lights RH/CO ₂	Temp/Lights RH or CO ₂
OUTP308	N/A	N/A	Temp/Lights RH/CO ₂

Model Size	22	7312 50	75
OUTP302	N/A	N/A	N/A
OUTP303	N/A	Temp/Lights	N/A
OUTP304	Temp/Lights	Temp/Lights RH or CO ₂	Temp/Lights
OUTP307	Temp/Lights RH or CO ₂	Temp/Lights RH/CO ₂	Temp/Lights RH or CO ₂
OUTP308	Temp/Lights RH/CO ₂	N/A	Temp/Lights RH/CO ₂

Model Size	7314 / 7315 / 7317 22	7314 / 7317 50	75
OUTP302	Temp/Light	N/A	N/A
OUTP303	Temp/Lights RH or CO ₂	Temp/Lights	N/A
OUTP304	Temp/Lights RH/CO ₂	Temp/Lights RH or CO ₂	Temp/Lights
OUTP307	N/A	Temp/Lights RH/CO ₂	Temp/Lights RH or CO ₂
OUTP308	N/A	N/A	Temp/Lights/RH/CO ₂



CARON PRODUCTS & SERVICES, INC.
PO Box 715 / Marietta OH 45750
PHONE 740 373 6809 / 800 648 3042 / FAX 740 374 3760
caronproducts.com